



PEZULA
GOLF ESTATE
HOME OWNERS ASSOCIATION

CO / 1999 / 002020 / 08
P O Box 3343, Knysna, 6570
Tel: 044 302 5305

SECURITY ACCESS CODES

You will start off by accessing the website where the code is generated. You can either access it directly on any browser by visiting or clicking on the below link <http://165.22.205.179/access/employee/user/login/redirectForcefully/> or you can visit our website www.pezulagolfestate.com and you will see a new “bubble” to the right hand side of your screen called “ Security Access codes” which will route you to the above website.

Once you are on the landing page it will ask for a Username and Password as per the below screenshot. These would have been provided to you by the HOA. Once you’ve entered these details, click or tap “Log in”

**iClock
Admin**

Username

Password

Remember me

Once you are logged in you would see a screen looking like this:

PEZULA
GOLF ESTATE


Show entries

Search:

Access Code <input type="button" value="↑↓"/>	Visitors Name <input type="button" value="↑↓"/>
---	---

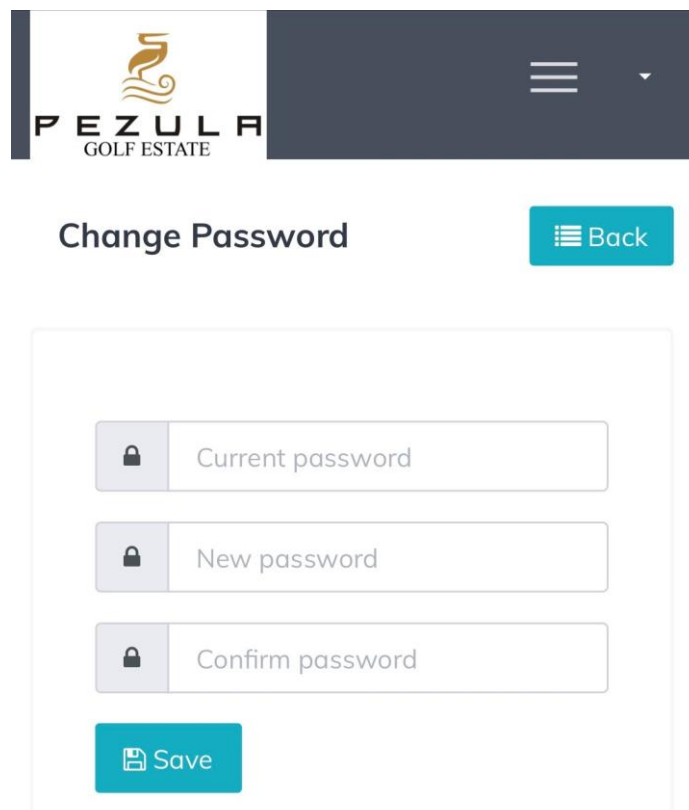


The 3 menus or links you will use are marked and numbered in below screenshot:



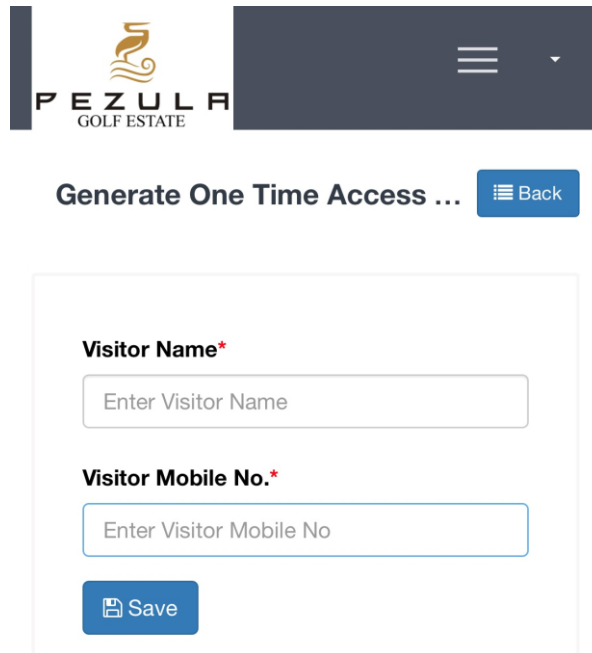
Explanations and uses

1 – This drop-down menu has 2 options, “Logout” and “Change Password”. Logout is self-explanatory and clicking on this will log you out from the system until you log in again. “Change Password” is something we would advise you to do once you are logged in. It is a simple process as can be seen in below screenshot by typing in your “Current Password” followed by the password you want to use in the next two fields and finalising by clicking “Save”.



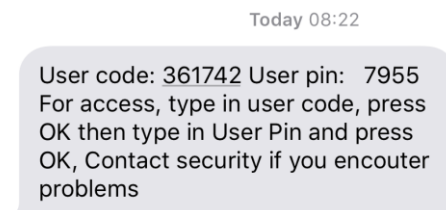
2 – Generate One Time Access Code

Clicking on this menu will bring up a screen as per below screenshot. Over here you will type in the recipients' name and mobile number, the mobile number is in the format "0821234567". Once you click on save, the system will generate an access code and send it to the recipient while returning you to the home page.



The screenshot shows the PEZULA GOLF ESTATE logo at the top left. Below it is a navigation menu with a hamburger icon and a dropdown arrow. The main heading is "Generate One Time Access ..." with a "Back" button to its right. The form contains two input fields: "Visitor Name*" and "Visitor Mobile No.*", both with placeholder text "Enter Visitor Name" and "Enter Visitor Mobile No" respectively. A "Save" button is located below the second field.

The SMS sent to the recipient will look like the below. It will have a user code and pin. When your visitor gets to one of our gates, he can stop at any of the biometric readers, type in the user code, press "OK", then type in the user pin, press OK. The boom will open for your visitor and he can proceed to your property. When they leave the estate, they need to follow the same procedure when arriving at the gate by typing in the user code and pin on the exit reader.



This code is only valid for one entry and one exit, thereafter the code will be removed from the system. These codes are thus mainly used for someone that are visiting you and won't return again on the day after leaving the estate. These codes are valid for 12 hours from the time it is punched into the entry reader.

3 – Generate Timed Access Code

These work exactly the same as the codes explained in section 2 except that it would grant the visitor multiple entries and exits within a 12-hour period. When clicking on this link it will take you to a similar screen as in section 2, but it will be titled "Generate Timed Access Code" after which you follow the same procedure as in section 2.

For any assistance please contact the HOA offices on hoa@pezulagolfestate.com

